

CHRYSLER SERVICE MANUAL

MODELS

LC-1 (WINDSOR) LC-2 (SARATOGA)
LC-3 (NEW YORKER) LC-4 (CHRYSLER C300D)
LY-1 (IMPERIAL)

This Manual is compiled as a reference and guide to provide Chrysler service men with proper adjustment and repair procedures for servicing the 1958 Chrysler Cars.

An understanding of the material compiled herein, and in the supplementary service bulletins, will assist the service personnel to maintain the quality standards built in Chrysler Cars.

In order to use this Manual to best advantage the corresponding or superseding car models must be understood. The supersedence of these models is as follows:

	1956	1957	1958
Windsor	C-71	C-75-1	LC-1
Saratoga	—	C-75-2	LC-2
New Yorker	C-72	C-76	LC-3
Chrysler 300 D.....	C77-C300	C76-C300	LC-4
Imperial	C-73	IM1-1-2-4	LY-1
Crown Imperial	C-70	—	—

The service tools referred to in this Manual are available through the Miller Manufacturing Company, 17638 Grand River Avenue, Detroit 27, Michigan, U.S.A. unless otherwise specified.

Extra copies of this Manual are available at \$4.00 each, under Part Number D-16350. Order from Chrysler Division, P. O. Box 1658, Detroit 31, Michigan.

CHRYSLER DIVISION
Chrysler Corporation
DETROIT 31, MICHIGAN

Chrysler Corporation reserves the right to make changes in design or to make additions to or improvements in its product without imposing any obligation upon itself to install them on its products previously manufactured.

SECTION
Introduction and General Specifications
Section I Front Wheel Suspension
Section II Axle — Rear
Section III Brakes
Section IV Accessory Belt Drives
Section V Cooling System
Section VI Electrical System
Section VII Engine
Section VIII Fuel and Exhaust Systems
Section IX Frame, Springs and Shock Absorbers
Section X Steering
Section XI Transmission
Section XII Universal Joints and Propeller Shaft
Section XIII Wheels and Tires
Section XIV Body and Sheet Metal — Town and Country Wagon
Section XV Lubrication
Section XVI Radio and Heater
Section XVII Air Conditioning



58x6

Fig. 1—Model LC-1 Windsor





Fig. 2—Model LC-3 New Yorker



58x8

Fig. 3—Model LY-1 Imperial

FACTORY CONTACT

The following outline of the proper procedure to use in contacting the factory for assistance or advice on any matter applying to Service will insure your inquiries receiving prompt attention and handling. Make certain those members of your organization who might have the occasion to contact the factory, are thoroughly familiar with this procedure.

Do not withhold action on any matter pending contact by a Factory Service Representative as his scheduled contact may be delayed by special assignments. When in doubt as to the proper procedure to follow in the handling of a claim or complaint, prompt results can be obtained through a letter, telegram or phone call to the proper Factory Service Department—making certain to include the necessary information. If the aid of a Service Representative is necessary, the Factory Division involved will arrange for his contact as promptly as circumstances permit.

CHRYSLER DIVISION

All correspondence, telegrams, or phone calls, pertaining to Chrysler Cars, EXCEPT THOSE COVERING PARTS ORDERS, as well as orders or requests for Chrysler Service Bulletins, Owners Manuals, Shop Manuals, Time Schedule Manuals or other Chrysler Service literature, should be addressed to:

(Letters)

Chrysler Corporation
Chrysler Division
Service Department
P. O. Box #1658
Detroit 31, Michigan

(Telegrams)

Chrysler Division
Attention,
(Name of person to whom sent)
WUX
Detroit 31, Michigan

(Phone) VALley 2-4700

NOTE: Please make certain to include the code WUX on all telegrams to either the Chrysler Division or Plymouth Division as this insures delivery direct to our Teleprint Room thus eliminating delay.

Letters or telegrams should be confined to one subject only and should include the following information:

Car Serial Number
Date of Sale

Owner's Name
Mileage

Complete description of difficulty, corrective action taken, your recommendations as to what should be done and the reason for so doing.

Include Paint and Trim Code Numbers where finish, upholstery, body or sheet metal is involved, and estimate of net cost of repairs.

PLYMOUTH DIVISION

All correspondence, telegrams, or phone calls, pertaining in any way to Plymouth cars, as well as orders or requests for Plymouth Service Bulletins, Owner Manuals, Time Schedule Manuals or other Plymouth Service literature, should be addressed to:

(Letters)

Chrysler Corporation
Plymouth Division
Service Department
P. O. Box #1518
Detroit 31, Michigan

(Telegrams)

Plymouth Division
Attention,
(Name of person to whom sent)
WUX
Detroit 31, Michigan

(Phone) WALnut 1-8240

MASTER TECHNICIANS SERVICE CONFERENCE

All correspondence concerning enrollment in the M.T.S.C. Program, changes in enrollment records (the adding or dropping of personnel), issuance of awards, status of enrolled personnel, orders for additional material, the return of questionnaires, or any other matters relating to this program should be addressed to:

Master Technician Service Conference
Chrysler Corporation Training Center
Service Development and Training Department
P. O. Box 2119
Detroit 31, Michigan

PARTS DIVISION

General

ALL orders for parts or accessories, emergency or otherwise, should be forwarded direct to your usual source of supply or to the parts plant listed below serving the area in which you are located.

To insure your receiving the parts required by you more promptly, close attention should be given to the procedure listed under "Ordering Information" and "Your Parts Orders" in the introductory front pages of all MoPar Parts Lists. Particularly where parts are ordered for a specific car, it is very essential that your order include the car serial and engine numbers, and, in the case of body parts, the body number.

ATLANTA

Chrysler Corp., Parts Division
Station A, P. O. Box 206
Atlanta, Georgia
Phone—Plaza 5-2531

KANSAS CITY

Chrysler Corp., Parts Division
Chrysler and Funston Roads
Kansas City 15, Kansas
Phone—Fairfax 3300

DELAWARE

Chrysler Corp., Parts Division
South College Avenue
Newark, Delaware
Phone—Newark 2521

PACIFIC COAST

Chrysler Corp., Parts Division
1950 Davis Street
San Leandro, California
Phone—Sweetwood 8-6200

Centerline

Chrysler Corp., Parts Division
P. O. Box 779
Detroit 31, Michigan
Phone—Jefferson 9-3000

Parts Division Literature

Request for Parts Division literature such as Parts Books, Parts Price Lists, Parts Bulletins, etc., should be forwarded direct to:

Chrysler Corporation, Parts Division
P. O. Box 1718
Detroit 31, Michigan
Attention: Parts Advertising Department

Shortage of Accessories or Other Equipment on New Cars

Before placing an order for missing accessories, other parts or equipment, on new cars received, examine the vehicle for the presence of a "back order" notice, which if present, will be found attached to the bracket for the inside rear view mirror. Such back-ordered short items will be shipped from the assembly plant as soon as stock is available, and should not be ordered from the Parts Division.

Emergency Orders

Where a part required for an "Emergency" is not readily available from your usual parts source, an order plainly marked "Emergency Order" and including complete details on the need for the material, should be placed with the above parts plant serving the area in which you are located. Orders so marked and which are, in the opinion of the Parts Division, for a bona fide immediate emergency need, will receive emergency handling. Emergency orders *should not* be forwarded to the Division Service Department.

Should the occasion arise that the part required is not available at the plant ordered from, you will be notified that the part is on back-order. In the meantime, your order will continue to receive emergency handling by the Parts Division with shipment being made as promptly as it is available.

LICENSE DATA

The following revised method of numbering vehicles and their engines made in Detroit and Los Angeles production Plants will be used on the 1958 Models.

This revision will provide the Sales Department with the information desired as to model, year built and the serial number.

For Detroit built cars, the vehicle number will be revised as follows:

Windsor	LC-1	1001
Saratoga	LC-2	1001
New Yorker	LC-3	1001
Chrysler 300D	LC-4	1001
Imperial	<u>LY-1</u>	<u>1001</u>
Model _____		
Serial Number _____		

For L. A. built cars, the vehicle will be revised as follows:

Windsor	LC-1	L	1001
Saratoga	LC-2	L	1001
New Yorker	LC-3	L	1001
L. A. Identification	_____		

The Engine number will be revised as follows:

Windsor	58	W	1001
Saratoga	58	S	1001
New Yorker	58	N	1001
Chrysler 300D	58	N3	1001
Imperial	58	C	1001
Year Built			
Model			
Serial Number			

VEHICLE NUMBER




Fig. 4—Vehicle Number

The vehicle number is stamped on a metal plate attached to the left front door body hinge post, as shown in Figure 4.

ENGINE NUMBER



Fig. 5—Engine Number

The engine number is stamped on a boss on the top side of the cylinder block just back of the water pump, as shown in Figure 5.

BODY NUMBER




Fig. 6—Body Number

The body number is stamped on a metal plate attached to the top side of the radiator yoke, as shown in Figure 6.

GENERAL DATA AND SPECIFICATIONS

Item	Body Style	Starting Vehicle Numbers			1958 Models		
		Detroit	Los Angeles	LC-1	LC-2	LC-3	LY-1
	Four Door Sedan	LC-1-1001	LC-1L1001	Windsor	—	—	—
	Four Door Sedan	LC-2-1001	LC-2L-1001	—	Saratoga	—	—
	Four Door Sedan	LC-3-1001	LC-3L-1001	—	—	New Yorker	—
	Four Door Sedan	LY-1-1001	—	—	—	Imperial
Wheelbase	Four Door Sedan	122	126	126	129
	Convertible Coupe	—	—	126	129
	Two Door (hard top)	122	126	126	129
	Town & Country Wagon	122	—	126	—
	Four Door (hard top)	122	126	126	129
Tread (Front)	Four Door Sedan	60.9	60.9	61.2	61.8
	Convertible Coupe	—	—	61.2	61.8
	Two Door (hard top)	60.9	60.9	61.2	61.8
	Town & Country Wagon	60.9	—	61.2	—
	Four Door (hard top)	60.9	60.9	61.2	61.8
Tread (Rear)	Four Door Sedan	59.8	59.8	60.0	62.4
	Convertible Coupe	—	—	60.0	62.4
	Two Door (hard top)	59.8	59.8	60.0	62.4
	Town & Country Wagon	59.8	—	60.0	—
	Four Door (hard top)	59.8	59.8	60.0	62.4
Length with Bumper	Four Door Sedan	218.0	220.2	220.2	225.7
	Convertible Coupe	—	—	220.2	225.7
	Two Door (hard top)	218.0	220.2	220.2	225.7
	Town & Country Wagon	217.7	—	219.9	—
	Four Door (hard top)	218.0	220.2	220.2	225.7
Width with Bumper	Four Door Sedan	79.6	79.6	79.6	81.2
	Convertible Coupe	—	—	79.6	81.2
	Two Door (hard top)	79.6	79.6	79.6	81.2
	Town & Country Wagon	79.6	—	79.6	—
	Four Door (hard top)	79.6	79.6	79.6	81.2
Rear Axle with Torque-Flite Trans.	Four Door Sedan	2.93	2.93	2.93*	2.93*
	Convertible Coupe	—	—	2.93*	2.93*
	Two Door (hard top)	2.93	2.93	2.93*	2.93*
	Town & Country Wagon	3.18	—	3.18	—
	Four Door (hard top)	2.93	2.93	2.93*	2.93*
Tire Size	Four Door Sedan	8.00x14	8.50x14	9.00x14	9.50x14
	Convertible Coupe	—	—	9.00x14	9.50x14
	Two Door (hard top)	8.00x14	8.50x14	9.00x14	9.50x14
	Town & Country Wagon	8.50x14	—	9.00x14	—
	Four Door (hard top)	8.00x14	8.50x14	9.00x14	9.50x14

*Air Conditioned Cars use next highest Ratio

Shipping Weight (Estimated) Four Door Sedans (Dry)
 LC-1 3922 Pounds including TorqueFlite Transmission
 LC-2 4145 Pounds including TorqueFlite Transmission
 LC-3 4298 Pounds including TorqueFlite Transmission
 LY-1 4738 Pounds including TorqueFlite Transmission